

SHAW INDUSTRIES INC. ACOUSTICAL PERFORMANCE TEST REPORT

SCOPE OF WORK

ASTM E90, ASTM E492, AND ASTM E2179 TESTING ON USFLOORS CORETEC® XRC-2
(RCB2 PATCRAFT ADESA)

SPECIMEN TYPE

Concrete Slab - 152 mm (6")

REPORT NUMBER

H6836.40-113-11-R0

TEST DATE

01/11/18

ISSUE DATE

04/10/19

RECORD RETENTION END

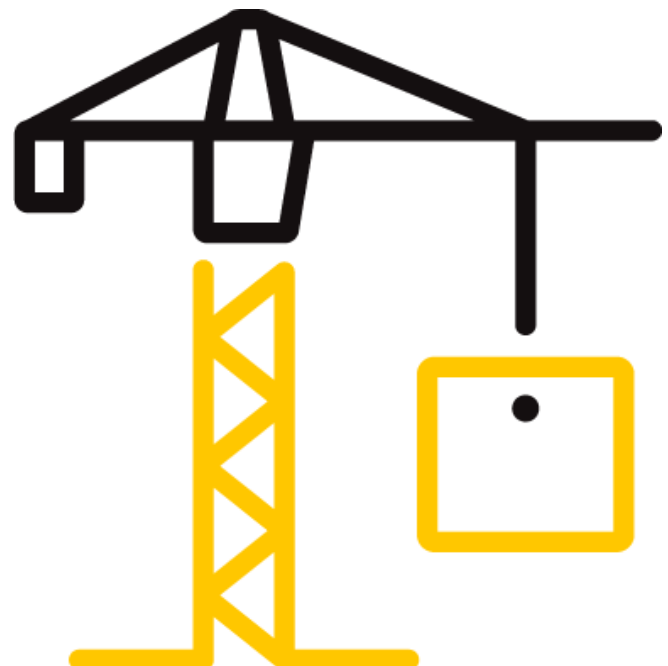
01/11/22

PAGES

15

DOCUMENT CONTROL

ATI 00629 (09/19/17)
RTTDS-R-AMER-Test-2844
© 2017 INTERTEK



TEST REPORT FOR SHAW INDUSTRIES INC.

Report No.: H6836.40-113-11-R0

Date: 04/10/19

REPORT ISSUED TO

SHAW INDUSTRIES INC.

616 East Walnut Avenue
Dalton, Georgia 30721

SECTION 1

SCOPE

Intertek Building & Construction (B&C) was contracted by Shaw Industries Inc. to perform testing in accordance with ASTM E90, ASTM E492, AND ASTM E2179 on USFloors COREtec® XRC-2 (RCB2 Patcraft Adesa). Results obtained are tested values and were secured by using the designated test method(s). Testing was conducted in the VT test chambers at Intertek B&C located in York, Pennsylvania.

This report does not constitute certification of this product nor an opinion or endorsement by this laboratory.

SECTION 2

SUMMARY OF TEST RESULTS

DATA FILE NO.	H6836.13
SERIES/MODEL:	USFloors COREtec® XRC-2 (RCB2 Patcraft Adesa)
STC	51
IIC	50
ΔIIC	22

COMPLETED BY: Daniel B. Mohler
Project Lead - Acoustical
TITLE: Testing
SIGNATURE:
DATE: 04/10/19

COMPLETED BY: Jordan Strybos
Project Manager - Acoustical
TITLE: Testing
SIGNATURE:
DATE: 04/10/19

This report is for the exclusive use of Intertek's Client and is provided pursuant to the agreement between Intertek and its Client. Intertek's responsibility and liability are limited to the terms and conditions of the agreement. Intertek assumes no liability to any party, other than to the Client in accordance with the agreement, for any loss, expense or damage occasioned by the use of this report. Only the Client is authorized to permit copying or distribution of this report and then only in its entirety. Any use of the Intertek name or one of its marks for the sale or advertisement of the tested material, product or service must first be approved in writing by Intertek. The observations and test results in this report are relevant only to the sample(s) tested. This report by itself does not imply that the material, product, or service is or has ever been under an Intertek certification program.



TEST REPORT FOR SHAW INDUSTRIES INC.

Report No.: H6836.40-113-11-R0

Date: 04/10/19

SECTION 3**TEST METHODS**

The specimen was evaluated in accordance with the following:

ASTM E90-09 (2016), *Standard Test Method for Laboratory Measurement of Airborne Sound Transmission Loss of Building Partitions*

ASTM E413-16, *Classification for Rating Sound Insulation*

ASTM E492-09(2016)e1, *Standard Test Method for Laboratory Measurement of Impact Sound Transmission Through Floor-Ceiling Assemblies Using the Tapping Machine*

ASTM E2179-03(2016), *Standard Test Method for Laboratory Measurement of the Effectiveness of Floor Coverings in Reducing Impact Sound Transmission Through Concrete Floors*

ASTM E989-06 (2012), *Classification for Determination of Impact Insulation Class (IIC)*

ASTM E2235-04 (2012), *Standard Test Method for Determination of Decay Rates for Use in Sound Insulation Test Methods*

SECTION 4**MATERIAL SOURCE/INSTALLATION**

The full test specimen was assembled on the day of testing by B&C. All materials provided by the client were installed on an existing B&C assembly (Concrete Slab - 152 mm (6")) utilizing B&C-supplied materials. The assembly was installed in a steel test frame which was installed into the opening between the source and receive rooms in the test chamber. The test frame was isolated from the structure with dense neoprene gasket.

The total weight of the floor/ceiling assembly was 4110.5 kg / 9061.5 lbs. B&C will store samples of the test specimen for four years. Photographs of the test specimen are included in the report. A drawing of the test specimen is included in the report.

B&C will service this report for the entire test record retention period. Test records, such as detailed drawings, datasheets, representative samples of test specimens, or other pertinent project documentation, will be retained by B&C for the entire test record retention period.

TEST REPORT FOR SHAW INDUSTRIES INC.

Report No.: H6836.40-113-11-R0

Date: 04/10/19

**SECTION 5
EQUIPMENT**

INSTRUMENT	MANUFACTURER	MODEL	DESCRIPTION	ASSET #	CAL DATE
Data Acquisition Unit	National Instruments	PXI-4462	Data Acquisition Card	63763-5	06/16 *
Data Acquisition Unit	National Instruments	PXI-4462	Data Acquisition Card	65124	06/16 *
Data Acquisition Unit	National Instruments	PXI-4462	Data Acquisition Card	63763-1	06/16 *
Microphone Calibrator	Norsonic	Nor1251	Acoustical Calibrator	65105	03/17
Receive Room Microphone	PCB Piezotronics	378C20	Microphone and Preamplifier	INT01089	05/17
Receive Room Microphone	PCB Piezotronics	378B20	Microphone and Preamplifier	65586	05/17
Receive Room Microphone	PCB Piezotronics	378B20	Microphone and Preamplifier	65969	05/17
Receive Room Microphone	PCB Piezotronics	378B20	Microphone and Preamplifier	63746	09/17
Receive Room Microphone	PCB Piezotronics	378B20	Microphone and Preamplifier	65968	05/17
Receive Room Environmental Indicator	Comet	T7510	Temperature and Humidity Transmitter	63810	10/17
				63811	10/17
Source Room Microphone	PCB Piezotronics	378C20	Microphone and Preamplifier	INT01009	04/17
Source Room Microphone	PCB Piezotronics	378C20	Microphone and Preamplifier	63739	04/17
Source Room Microphone	PCB Piezotronics	378C20	Microphone and Preamplifier	63740	04/17
Source Room Microphone	PCB Piezotronics	378C20	Microphone and Preamplifier	63742	04/17
Source Room Microphone	PCB Electronics	378C20	Microphone and Preamplifier	63741	04/17
Source Room Environmental Indicator	Comet	T7510	Temperature and Humidity Transmitter	INT00603	03/17
Tapping Machine	Look Line s.r.l.	EM50 (TM50)	Tapping Machine	65351	02/17

* The calibration frequency for this equipment is every two years per the manufacturer's recommendation.

VT RECEIVE ROOM VOLUME	158.86 m ³ (5610.1 ft ³)
VT SOURCE ROOM VOLUME	190 m ³ (6709.79 ft ³)

**SECTION 6
LIST OF OFFICIAL OBSERVERS**

NAME	COMPANY
Daniel B. Mohler	Intertek B&C
Jordan Strybos	Intertek B&C

TEST REPORT FOR SHAW INDUSTRIES INC.

Report No.: H6836.40-113-11-R0

Date: 04/10/19

SECTION 7**TEST PROCEDURE**

The microphones were calibrated before conducting the tests. The air temperature and relative humidity conditions were monitored and recorded during all measurements. The average temperature and humidity of both the source and received rooms are listed in Sections 10 and 11. The maximum and minimum temperatures and humidities of the receive room from the duration of the test are listed in Sections 12 through 15.

The airborne transmission loss test was conducted in accordance with the ASTM E90 test method using the single direction method. Two background noise sound pressure level and five sound absorption measurements were conducted at each of five microphone positions. Two sound pressure level measurements were made simultaneously in both rooms, at each of five microphone positions.

The impact sound transmission test was conducted in accordance with the ASTM E492 test method. Two background noise sound pressure level, two sound pressure level measurements with the tapping machine operating at each position specified by ASTM E492, and five sound absorption measurements were conducted at each of five microphone positions.

The delta impact insulation test was conducted in accordance with ASTM E2179 test method. In addition to the impact sound transmission test, two sound pressure level measurements with the tapping machine operating at each position specified by ASTM E492 with only the concrete slab installed were conducted at each of five microphone positions.

Detailed test procedures, data for flanking limit tests, repeatability measurements, and reference specimen tests are available upon request.

SECTION 8**TEST CALCULATIONS**

The STC (Sound Transmission Class), IIC (Impact Insulation Class), and Δ IIC (Delta Impact Insulation Class) ratings were calculated in accordance with ASTM E413, ASTM E989, and ASTM E2179, respectively.

TEST REPORT FOR SHAW INDUSTRIES INC.

Report No.: H6836.40-113-11-R0

Date: 04/10/19

SECTION 9

TEST SPECIMEN DESCRIPTION

MATERIAL	Dimensions (mm/inch)	Thickness (mm/inch)	MANUFACTURER AND SERIES	QUANTITY	AVERAGE WEIGHT
Luxury Vinyl Plank	1226.8 by 182.9 48.3 by 7.2	5.6 / 0.22	USF COREtec® XRC-2	10.98 m ² 118.19 ft ²	8.18 kg/m ² 1.67 lb/ft ²
	Note: Loose laid				
Concrete Slab	3023 by 3632 119 by 143	152.4 / 6	N/A	10.98 m ² 118.19 ft ²	366.18 kg/m ² 75 lb/ft ²
	Note: The concrete slab was installed in a test frame flush to the source room.				

TEST REPORT FOR SHAW INDUSTRIES INC.

Report No.: H6836.40-113-11-R0

Date: 04/10/19

SECTION 10

TEST RESULTS - AIRBORNE SOUND TRANSMISSION LOSS



TEST DATE	1/11/2018				
DATA FILE NO.	H6836.13				
CLIENT	Shaw Industries Inc.				
DESCRIPTION	5.6 mm (0.22") USF COREtec® XRC-2 Luxury Vinyl Plank, 152.4 mm (6") Concrete Slab				
SPECIMEN AREA	10.98 m ²	Receive Temp.	17.1°C (62.8°F)	Source Temp.	16.6°C (61.9°F)
TECHNICIAN	DBM	Receive Humidity	46%	Source Humidity	46%

FREQ (Hz)	BACKGROUND SPL (dB)	ABSORPTION m ²	SOURCE SPL (dB)	RECEIVE SPL (dB)	SPECIMEN TL (dB)	95% CONFIDENCE LIMIT	NUMBER OF DEFICIENCIES
50	38.9	31.1	104	65	34	3.5	-
63	38	27.4	101	64	33	3.8	-
80	33.3	17.6	107	69	37	3.6	-
100	28.8	14.8	105	66	37	1.7	-
125	27.7	10.1	104	70	34	2.1	1
160	24.8	10.3	108	71	37	1.5	1
200	23.2	11.8	105	68	37	1.8	4
250	27.0	11.1	104	63	40	1.1	4
315	24.8	10.1	107	62	45	0.4	2
400	23.1	8.5	105	61	44	0.5	6
500	25.2	7.9	104	59	46	0.4	5
630	24.3	7.1	104	60	47	0.6	5
800	21.7	7.0	104	53	52	0.5	1
1000	22.5	7.2	105	47	60	0.4	0
1250	17.9	7.2	104	43	63	0.4	0
1600	13.3	7.5	104	41	65	0.5	0
2000	8.5	8.4	104	39	66	0.5	0
2500	5.9	9.3	102	36	66	0.5	0
3150	4.7	10.6	103	33	70	0.5	0
4000	5.1	12.7	104	31	72	0.4	0
5000	5.6	15.1	103	28	74	0.5	-
6300	6.1	20.0	96	18	76	0.6	-
8000	6.7	26.9	96	14	78	1.0	-
10000	6.9	34.3	91	7	78	0.7	-
STC Rating	51	<i>(Sound Transmission Class)</i>			Sum of Deficiencies	29	

- Notes:**
- 1) Receive Room levels less than 5 dB above the Background levels are highlighted in yellow.
 - 2) Specimen TL levels listed in red are potentially limited by the laboratory flanking limit.
 - 3) Specimen TL levels listed in blue indicate the lower limit of the transmission loss.
 - 4) Specimen TL levels listed in green indicate that there has been a filler wall correction applied

TEST REPORT FOR SHAW INDUSTRIES INC.

Report No.: H6836.40-113-11-R0

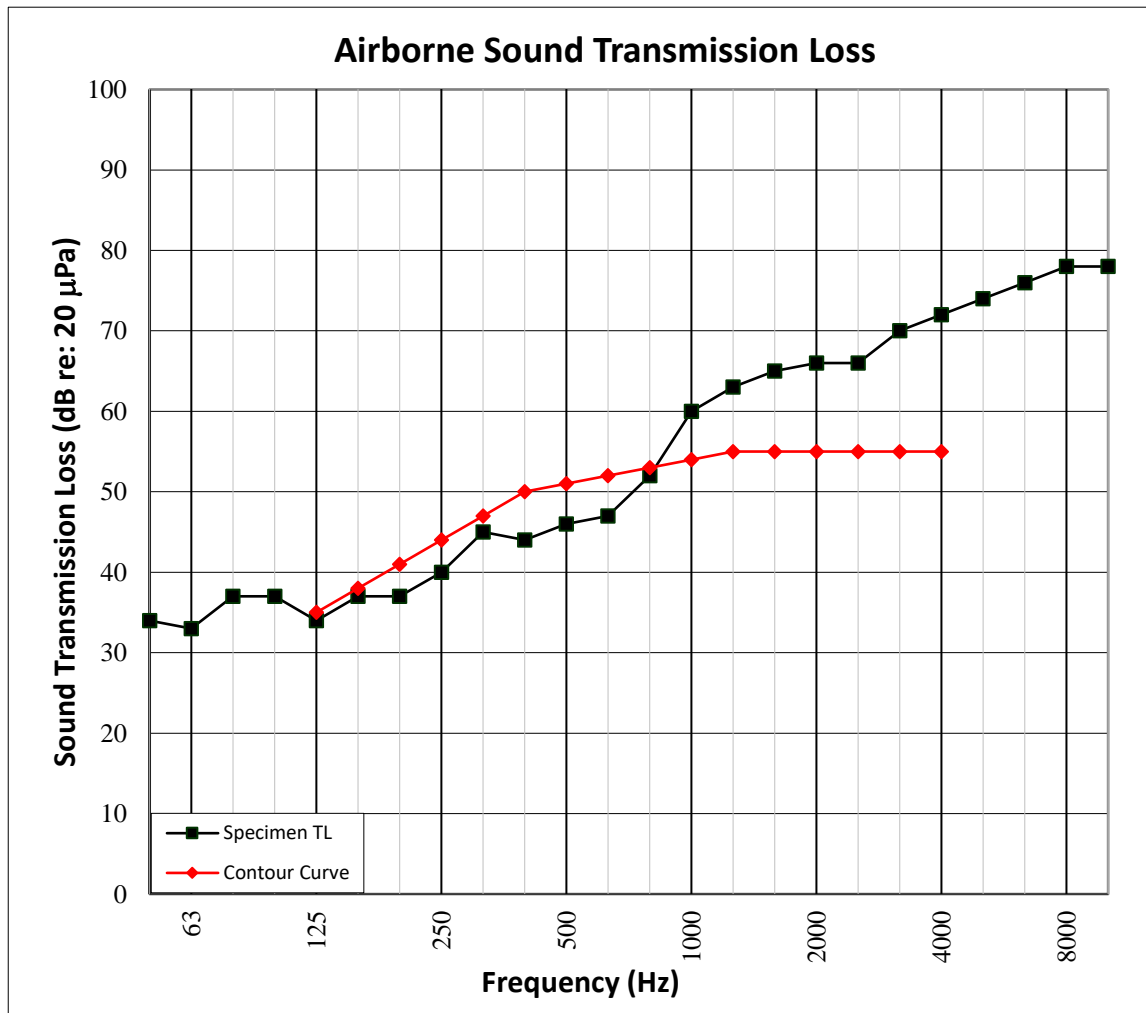
Date: 04/10/19

SECTION 11

TEST RESULTS - AIRBORNE SOUND TRANSMISSION LOSS GRAPH



TEST DATE	1/11/2018				
DATA FILE NO.	H6836.13				
CLIENT	Shaw Industries Inc.				
DESCRIPTION	5.6 mm (0.22") USF COREtec® XRC-2 Luxury Vinyl Plank, 152.4 mm (6") Concrete Slab				
SPECIMEN AREA	10.98 m ²	Receive Temp.	17.1°C (62.8°F)	Source Temp.	16.6°C (61.9°F)
TECHNICIAN	DBM	Receive Humidity	46%	Source Humidity	46%



TEST REPORT FOR SHAW INDUSTRIES INC.

Report No.: H6836.40-113-11-R0

Date: 04/10/19

SECTION 12

TEST RESULTS - IMPACT SOUND TRANSMISSION



TEST DATE	1/11/2018				
DATA FILE NO.	H6836.13				
CLIENT	Shaw Industries Inc.				
DESCRIPTION	5.6 mm (0.22") USF COREtec® XRC-2 Luxury Vinyl Plank, 152.4 mm (6") Concrete Slab				
SPECIMEN AREA	10.98 m ²	Maximum Temp.	17.2°C (62.9°F)	Minimum Temp.	17.1°C (62.7°F)
TECHNICIAN	DBM	Max. Humidity	47%	Min. Humidity	46%

FREQ (Hz)	BACKGROUND SPL (dB)	ABSORPTION m ²	NORMALIZED IMPACT SPL (dB)	95% CONFIDENCE LIMIT	NUMBER OF DEFICIENCIES
50	42.1	26.0	59	2.8	-
63	39.7	30.0	58	3.5	-
80	42.5	19.4	57	2.4	-
100	30.5	16.0	58	0.9	0
125	28.5	10.4	58	1.2	0
160	25.2	10.4	65	0.6	3
200	23.2	12.4	69	0.7	7
250	27.4	11.2	67	0.6	5
315	23.0	9.7	64	0.4	2
400	22.8	8.5	65	0.4	4
500	24.1	7.8	61	0.3	1
630	21.6	7.1	62	0.4	3
800	21.6	7.0	61	0.5	3
1000	19.8	7.1	57	0.3	0
1250	17.1	7.1	52	0.6	0
1600	12.9	7.4	45	0.5	0
2000	8.5	8.4	37	0.7	0
2500	5.7	9.2	34	0.9	0
3150	4.5	10.7	28	0.7	0
4000	4.7	12.7	23	0.7	-
5000	5.4	15.1	18	0.9	-
6300	6.0	20.0	14	0.7	-
8000	6.4	27.1	13	0.5	-
10000	6.7	34.0	13	0.3	-
IIC Rating	50	<i>(Impact Insulation Class)</i>		Sum of Deficiencies	28

Notes: Receive Room levels less than 5 dB above the Background levels are highlighted in yellow.

TEST REPORT FOR SHAW INDUSTRIES INC.

Report No.: H6836.40-113-11-R0

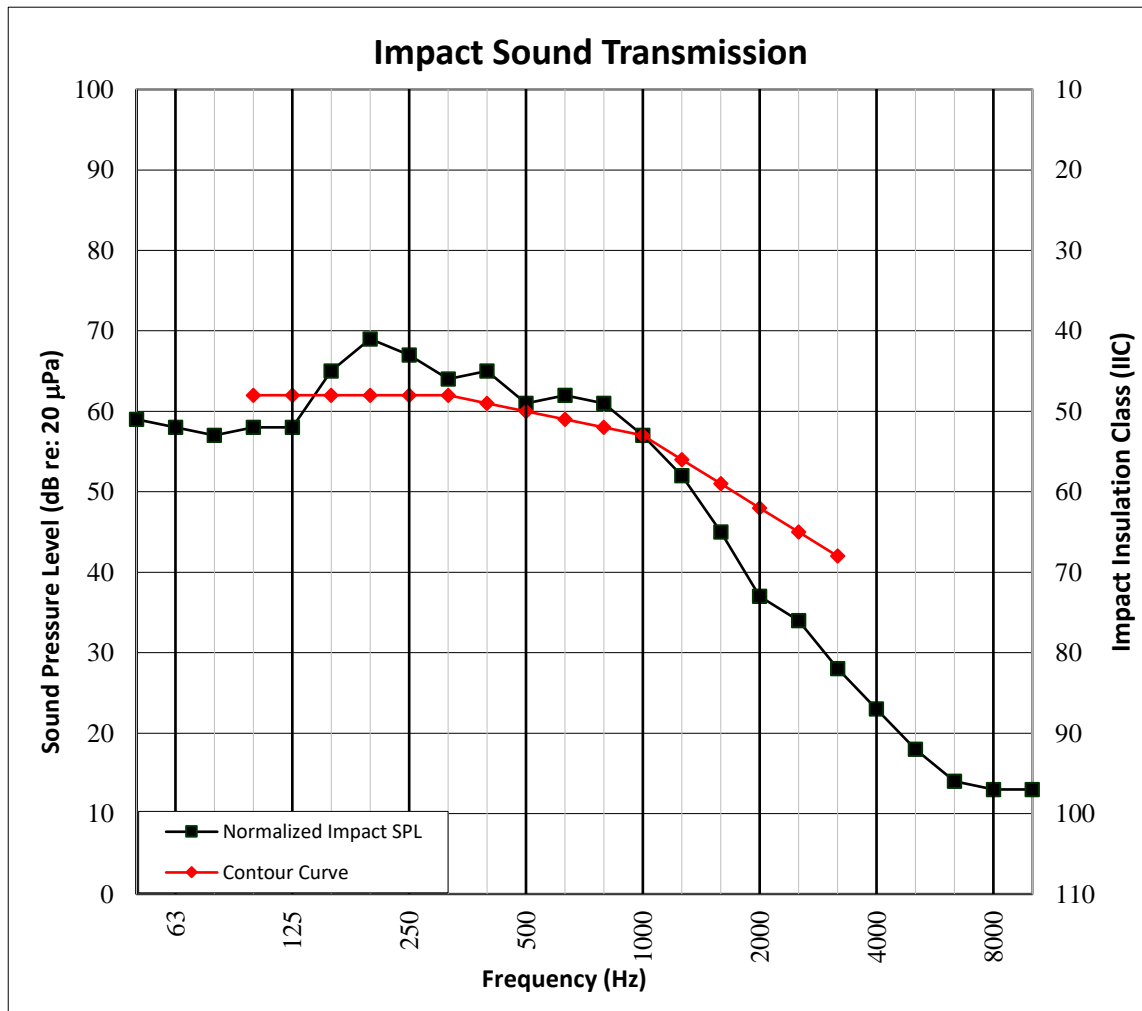
Date: 04/10/19

SECTION 13

TEST RESULTS - IMPACT SOUND TRANSMISSION GRAPH



TEST DATE	1/11/2018				
DATA FILE NO.	H6836.13				
CLIENT	Shaw Industries Inc.				
DESCRIPTION	5.6 mm (0.22") USF COREtec® XRC-2 Luxury Vinyl Plank, 152.4 mm (6") Concrete Slab				
SPECIMEN AREA	10.98 m ²	Maximum Temp.	17.2°C (62.9°F)	Minimum Temp.	17.1°C (62.7°F)
TECHNICIAN	DBM	Max. Humidity	47%	Min. Humidity	46%



TEST REPORT FOR SHAW INDUSTRIES INC.

Report No.: H6836.40-113-11-R0

Date: 04/10/19

SECTION 14

TEST RESULTS - DELTA IMPACT INSULATION



TEST DATE	1/11/2018				
DATA FILE NO.	H6836.13				
CLIENT	Shaw Industries Inc.				
DESCRIPTION	5.6 mm (0.22") USF COREtec® XRC-2 Luxury Vinyl Plank, 152.4 mm (6") Concrete Slab				
SPECIMEN AREA	10.98 m ²	Maximum Temp.	17.2°C (62.9°F)	Minimum Temp.	17.1°C (62.7°F)
TECHNICIAN	DBM	Max. Humidity	47%	Min. Humidity	46%

FREQ (Hz)	BACKGROUND SPL (dB)	ABSORPTION m ²	NORMALIZED IMPACT SPL BARE (dB)	95% CONF LIMIT	NORMALIZED IMPACT SPL SPEC (dB)	95% CONF LIMIT	RESULT ARRAY L _{ref,c}	NUMBER OF DEFICIENCIES
100	30.5	16.0	59.5	1.2	58.2	1.1	66.0	4
125	28.5	10.4	59.5	1.6	58.4	1.5	66.0	4
160	25.2	10.4	66.8	0.7	64.6	0.7	66.0	4
200	23.2	12.4	71.9	1.1	68.6	0.8	65.0	3
250	27.4	11.2	70.3	0.7	67.1	0.7	66.0	4
315	23.0	9.7	67.3	0.4	63.6	0.4	66.0	4
400	22.8	8.5	70.9	0.5	65.1	0.6	64.0	3
500	24.1	7.8	69.2	0.6	61.0	0.4	62.0	2
630	21.6	7.1	71.7	0.5	61.6	0.5	61.0	2
800	21.6	7.0	71.9	0.8	60.7	0.7	60.0	2
1000	19.8	7.1	72.2	0.2	57.4	0.4	57.0	0
1250	17.1	7.1	73.3	0.6	52.4	0.7	51.0	0
1600	12.9	7.4	74.0	0.5	44.5	0.6	43.0	0
2000	8.5	8.4	74.5	0.7	36.6	0.9	34.0	0
2500	5.7	9.2	74.3	0.9	34.4	1.1	32.0	0
3150	4.5	10.7	74.2	0.7	28.1	0.9	26.0	0
ΔIIC Rating	22	<i>(Delta Impact Insulation Class)</i>			Sum of Deficiencies		32	

Notes: Receive Room levels less than 5 dB above the Background levels are highlighted in yellow.

TEST REPORT FOR SHAW INDUSTRIES INC.

Report No.: H6836.40-113-11-R0

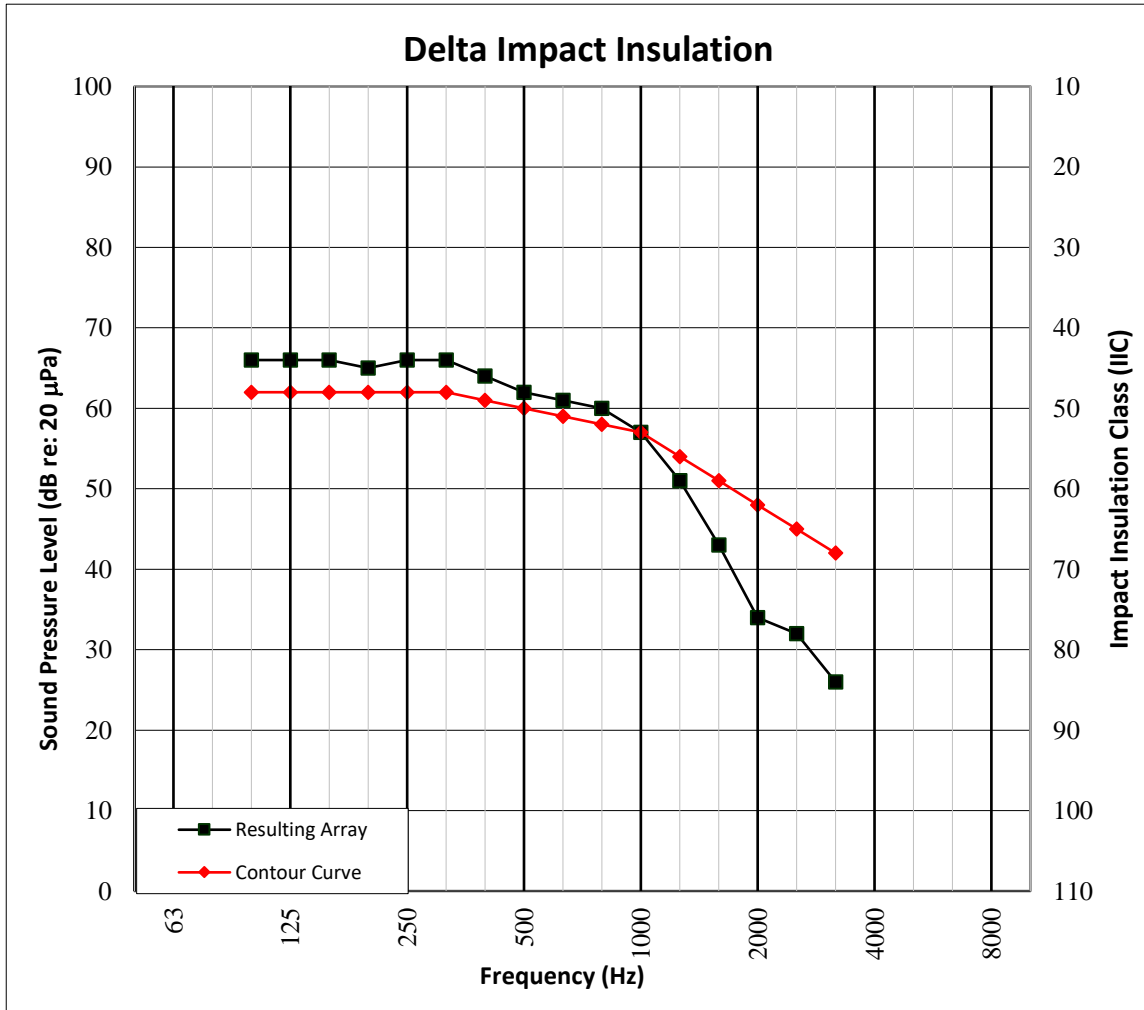
Date: 04/10/19

SECTION 15

TEST RESULTS - DELTA IMPACT INSULATION GRAPH



TEST DATE	1/11/2018				
DATA FILE NO.	H6836.13				
CLIENT	Shaw Industries Inc.				
DESCRIPTION	5.6 mm (0.22") USF COREtec® XRC-2 Luxury Vinyl Plank, 152.4 mm (6") Concrete Slab				
SPECIMEN AREA	10.98 m ²	Maximum Temp.	17.2°C	Minimum Temp.	17.1°C
TECHNICIAN	DBM	Max. Humidity	47%	Min. Humidity	46%



TEST REPORT FOR SHAW INDUSTRIES INC.

Report No.: H6836.40-113-11-R0

Date: 04/10/19

SECTION 16

PHOTOGRAPHS



Photo No. 1
Close-Up of Test Specimen



Photo No. 2
Receive Room View of Test Specimen Installation


TEST REPORT FOR SHAW INDUSTRIES INC.

Report No.: H6836.40-113-11-R0

Date: 04/10/19

SECTION 17

DRAWING



1-Floor Topping

2-Concrete Slab

TEST REPORT FOR SHAW INDUSTRIES INC.

Report No.: H6836.40-113-11-R0

Date: 04/10/19

SECTION 18

REVISION LOG

REVISION #	DATE	PAGES	DESCRIPTION
R0	04/10/19	N/A	Original Report Issue